

JAY•LOR[®]

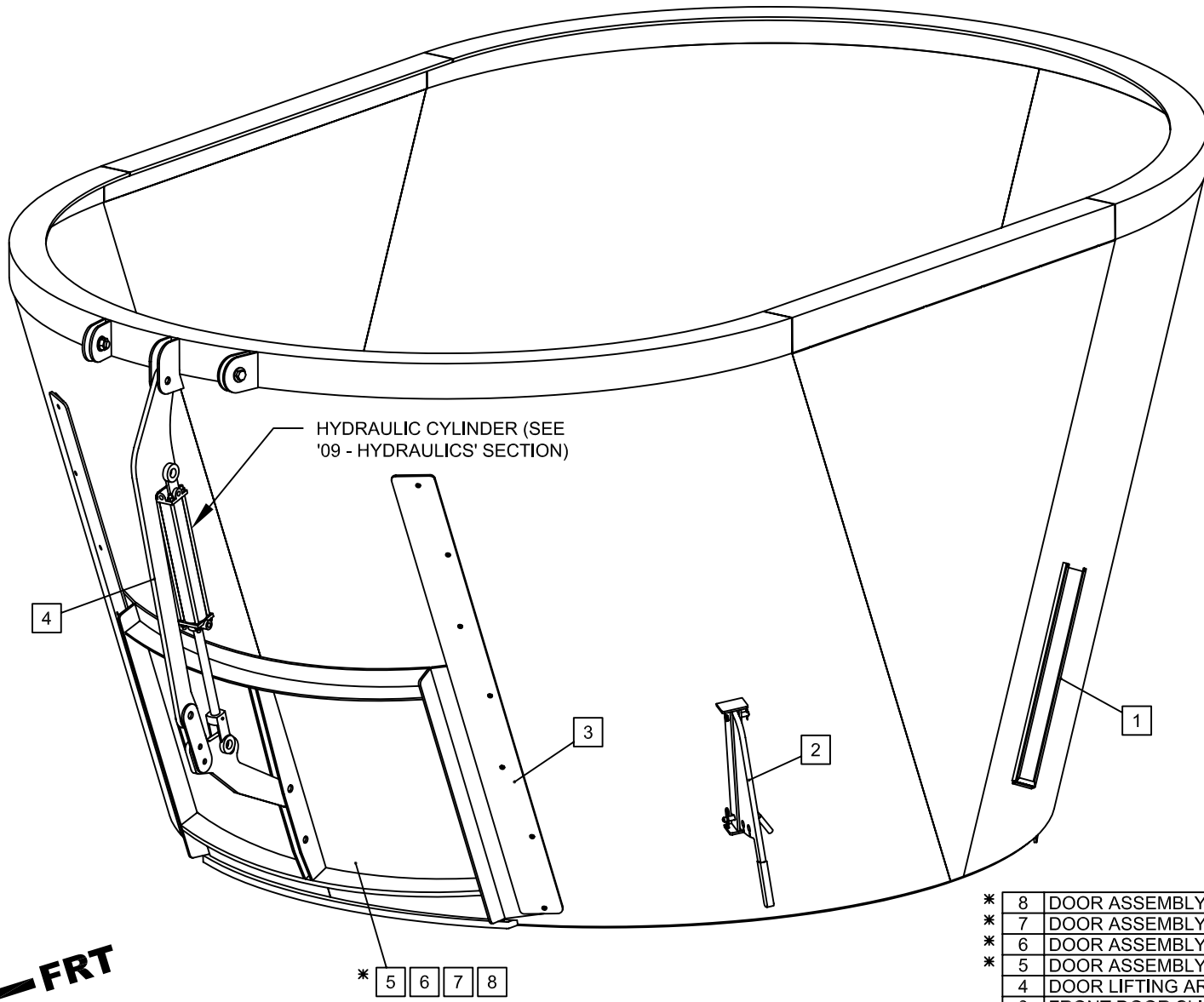
Cutter • Mixer • Feeder

01 - DRUM

"Putting the 'Total' into TMR"

JAY-LOR[®] Fabricating Inc.
RR # 2 Orton, Ontario, Canada, L0N 1N0 Tel: (519) 787-8058 Fax: (519) 787-7053

To Print this Section, Click Here



| | | | |
|-----|-------------------------------|-----|-----------|
| * 8 | DOOR ASSEMBLY (3575, 31000) | 1 | 017-10-20 |
| * 7 | DOOR ASSEMBLY (3650, 3750) | 1 | 016-10-20 |
| * 6 | DOOR ASSEMBLY (3425, 3875) | 1 | 015-10-20 |
| * 5 | DOOR ASSEMBLY (3350) | 1 | 013-10-20 |
| 4 | DOOR LIFTING ARM ASSEMBLY | 1 | 010-10-11 |
| 3 | FRONT DOOR SLIDE TRACKS | 1 | 010-10-21 |
| 2 | RESTRICTOR BLADE ASSEMBLY | 2 | 010-11-01 |
| 1 | MIXING CHAMBER VIEWING WINDOW | 1 | 010-08-00 |
| NO. | PART DESC. | QTY | PART NO. |

PARTS LIST

| | | |
|-------------------|----------------|--------------|
| MODEL: | ALL APPLICABLE | |
| DATE: | AUG 1/03 | SHEET 1 of 1 |
| PART/ASSEMBLY NO: | 010-10-10 | |

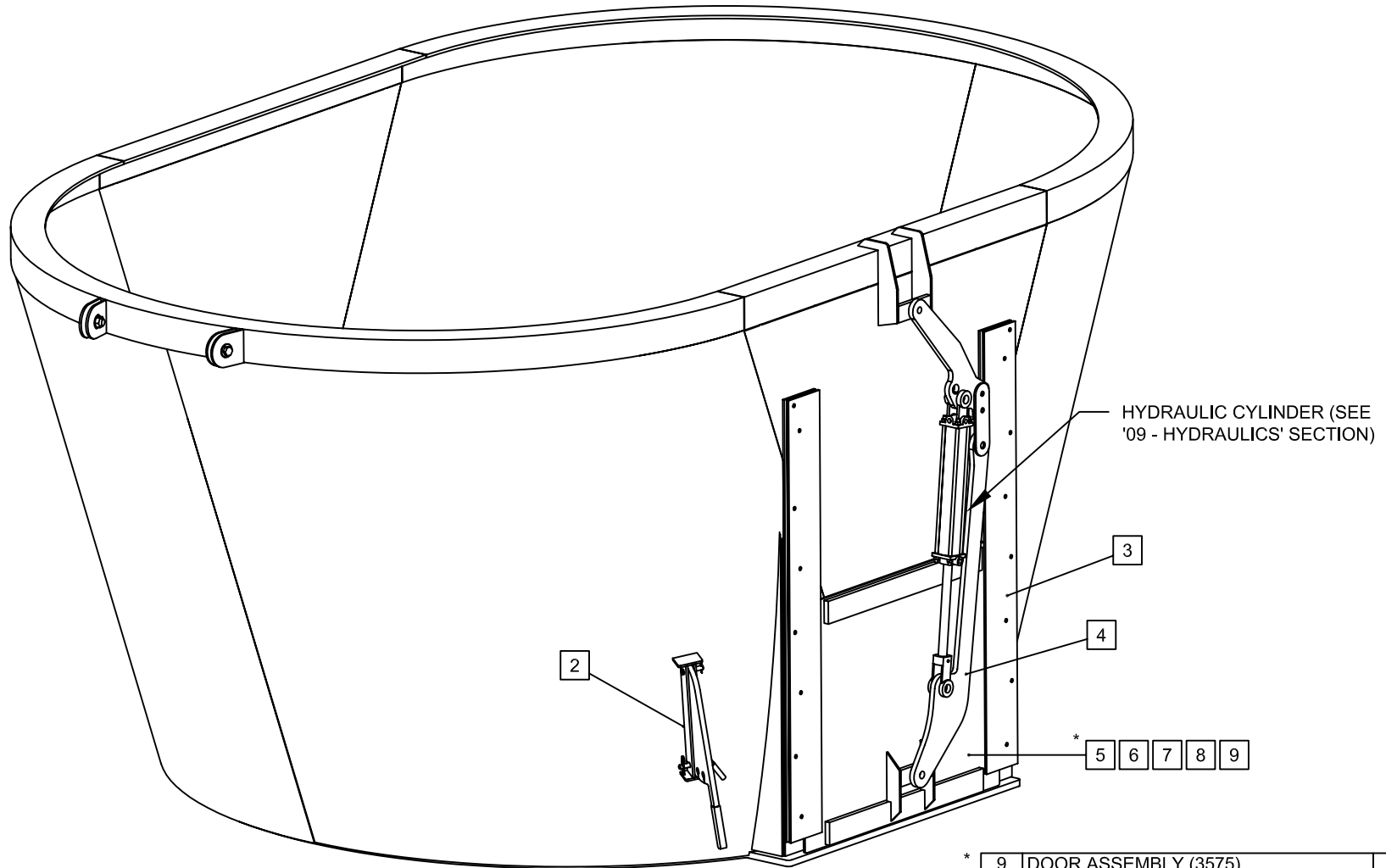


NOTES:

* DOOR ASSEMBLY VARIES WITH MODEL. USE ONLY SPECIFIED ASSEMBLY FOR APPLICABLE MODEL. *
 - MIXING CHAMBER ASSEMBLY REPRESENTATIONAL ONLY, MAY BE DIFFERENT WITH VARIOUS MODELS. (3425 SHOWN)

⊕ - DENOTES INDIVIDUAL PART
 ⊞ - DENOTES ASSEMBLY/SUB-ASSEMBLY

TITLE: 3000 SERIES FRONT DISCHARGE DRUM ASSEMBLY COMPONENTS



← FRT

NOTES:

- * DOOR ASSEMBLY VARIES WITH MODEL. USE ONLY SPECIFIED ASSEMBLY FOR APPLICABLE MODEL. *
- MIXING CHAMBER ASSEMBLY REPRESENTATIONAL ONLY, MAY BE DIFFERENT WITH VARIOUS MODELS. (3425 SHOWN)
- MIXING CHAMBER VIEWING WINDOW NOT SHOWN ON THIS VIEW. SEE DWG NO. 010-10-10 FOR REFERENCE.

- ⊕ - DENOTES INDIVIDUAL PART
- ⊞ - DENOTES ASSEMBLY/SUB-ASSEMBLY

| | | | |
|-----|-------------------------------|-----|-----------|
| * 9 | DOOR ASSEMBLY (3575) | 1 | 017-11-20 |
| * 8 | DOOR ASSEMBLY (3650, 3750) | 1 | 016-11-20 |
| * 7 | DOOR ASSEMBLY (3425) | 1 | 015-11-20 |
| * 6 | DOOR ASSEMBLY (3300) | 1 | 013-11-21 |
| * 5 | DOOR ASSEMBLY (3350) | 1 | 013-11-20 |
| 4 | DOOR LIFTING ARM ASSEMBLY | 1 | 010-10-11 |
| 3 | C-SIDE DOOR SLIDE TRACKS | 1 | 010-11-21 |
| 2 | RESTRICTOR BLADE ASSEMBLY | 2 | 010-11-01 |
| 1 | MIXING CHAMBER VIEWING WINDOW | 1 | 010-08-00 |
| NO. | PART DESC. | QTY | PART NO. |

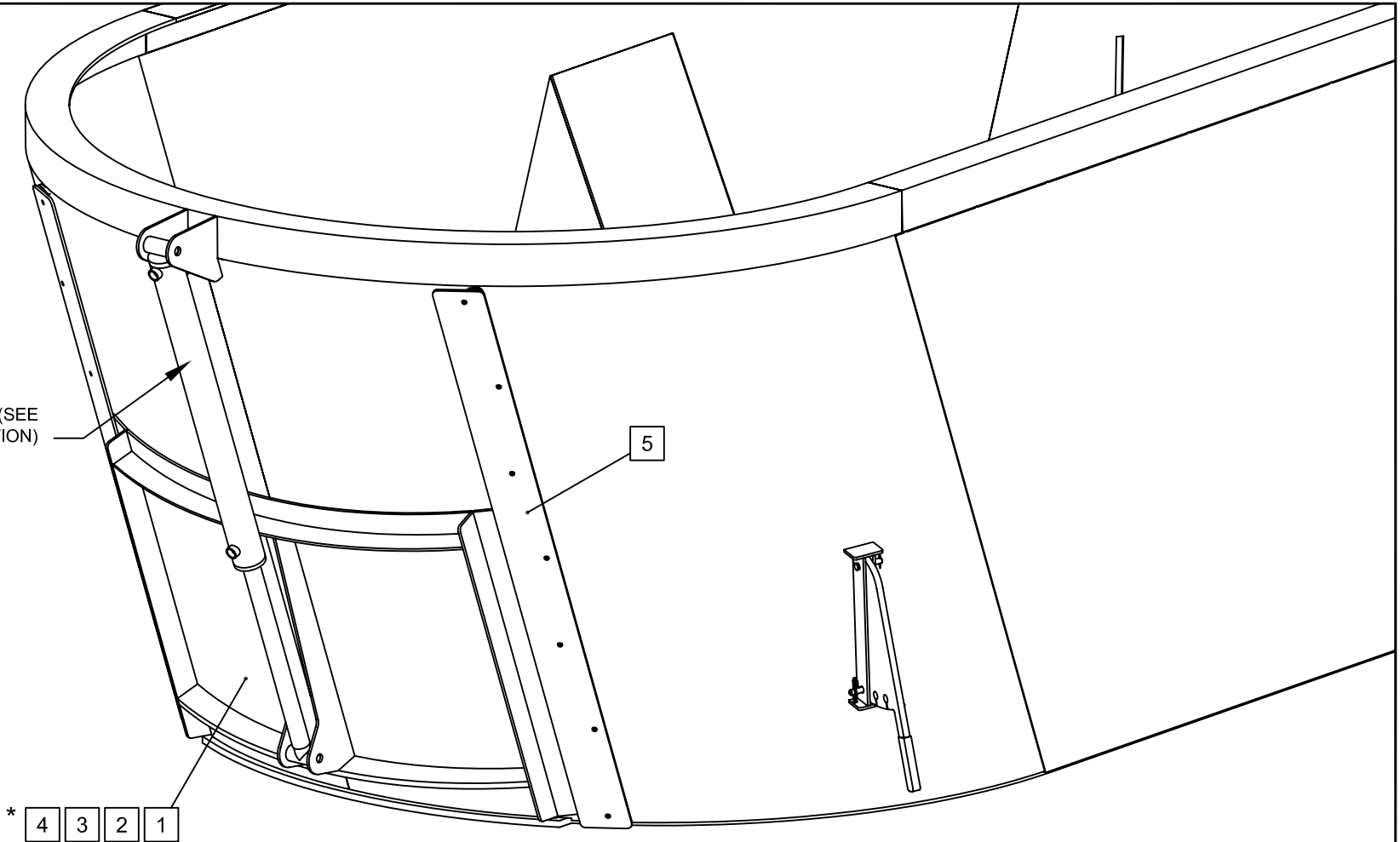
PARTS LIST

| | | |
|-------------------|----------------|--------------|
| MODEL: | ALL APPLICABLE | |
| DATE: | AUG 1/03 | SHEET 1 of 1 |
| PART/ASSEMBLY NO: | 010-11-05 | |

JAY•LOR®

TITLE: 3000 SERIES C-SIDE DISCHARGE DRUM ASSEMBLY COMPONENTS

HYDRAULIC CYLINDER (SEE '09 - HYDRAULICS' SECTION)



NOTES:

* DOOR ASSEMBLY VARIES WITH MODEL. USE ONLY SPECIFIED ASSEMBLY FOR APPLICABLE MODEL. (PROVIDE MACHINE NUMBER WHEN ORDERING)
 - MIXING CHAMBER ASSEMBLY REPRESENTATIONAL, AND MAY DIFFER WITH VARIOUS MODELS. (3650 SHOWN).

⊖ # - DENOTES INDIVIDUAL PART
 ⊞ # - DENOTES ASSEMBLY/SUB-ASSEMBLY

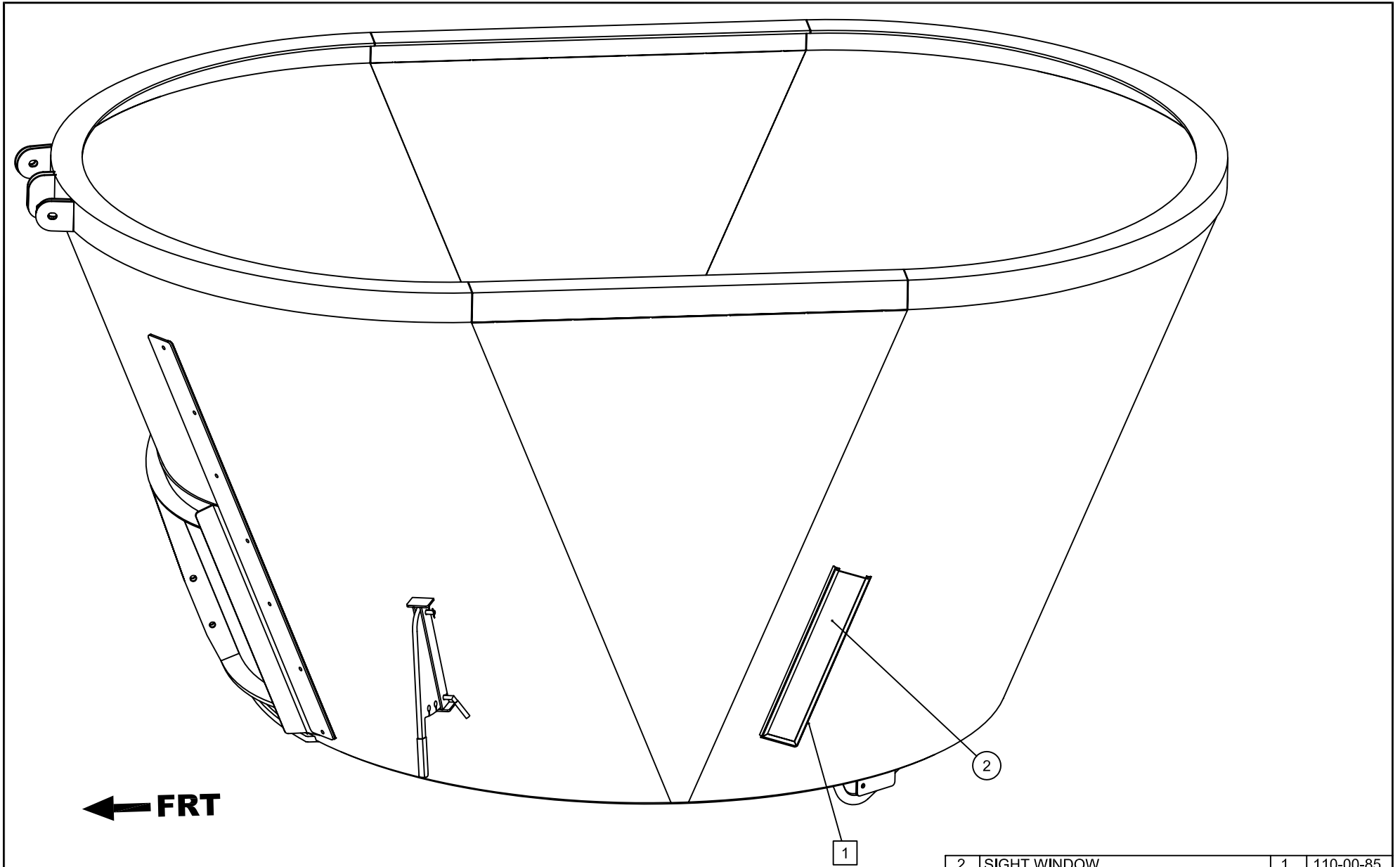
| | | | |
|-----|-----------------------------|-----|-----------|
| 5 | DOOR SLIDE TRACKS | 2 | 010-10-21 |
| * 4 | DOOR ASSEMBLY (3650, 3750) | 1 | 016-10-14 |
| * 3 | DOOR ASSEMBLY (3575, 31000) | 1 | 017-10-14 |
| * 2 | DOOR ASSEMBLY (3425, 3875) | 1 | 015-10-14 |
| * 1 | DOOR ASSEMBLY (3350) | 1 | 013-10-14 |
| NO. | PART DESC. | QTY | PART NO. |

PARTS LIST

| | | |
|-------------------|----------------|--------------|
| MODEL: | ALL APPLICABLE | |
| DATE: | AUG 1/03 | SHEET 1 of 1 |
| PART/ASSEMBLY NO: | 010-10-14 | |

JAY-LOR

TITLE: 3000 SERIES REAR DISCHARGE DOOR / TRUCKMOUNT FRONT DISCHARGE DOOR ASSEMBLY COMPONENTS



← FRT

NOTES:
 - MIXING CHAMBER ASSEMBLY REPRESENTATIONAL ONLY,
 MAY BE DIFFERENT WITH VARIOUS MODELS. (3425 SHOWN)

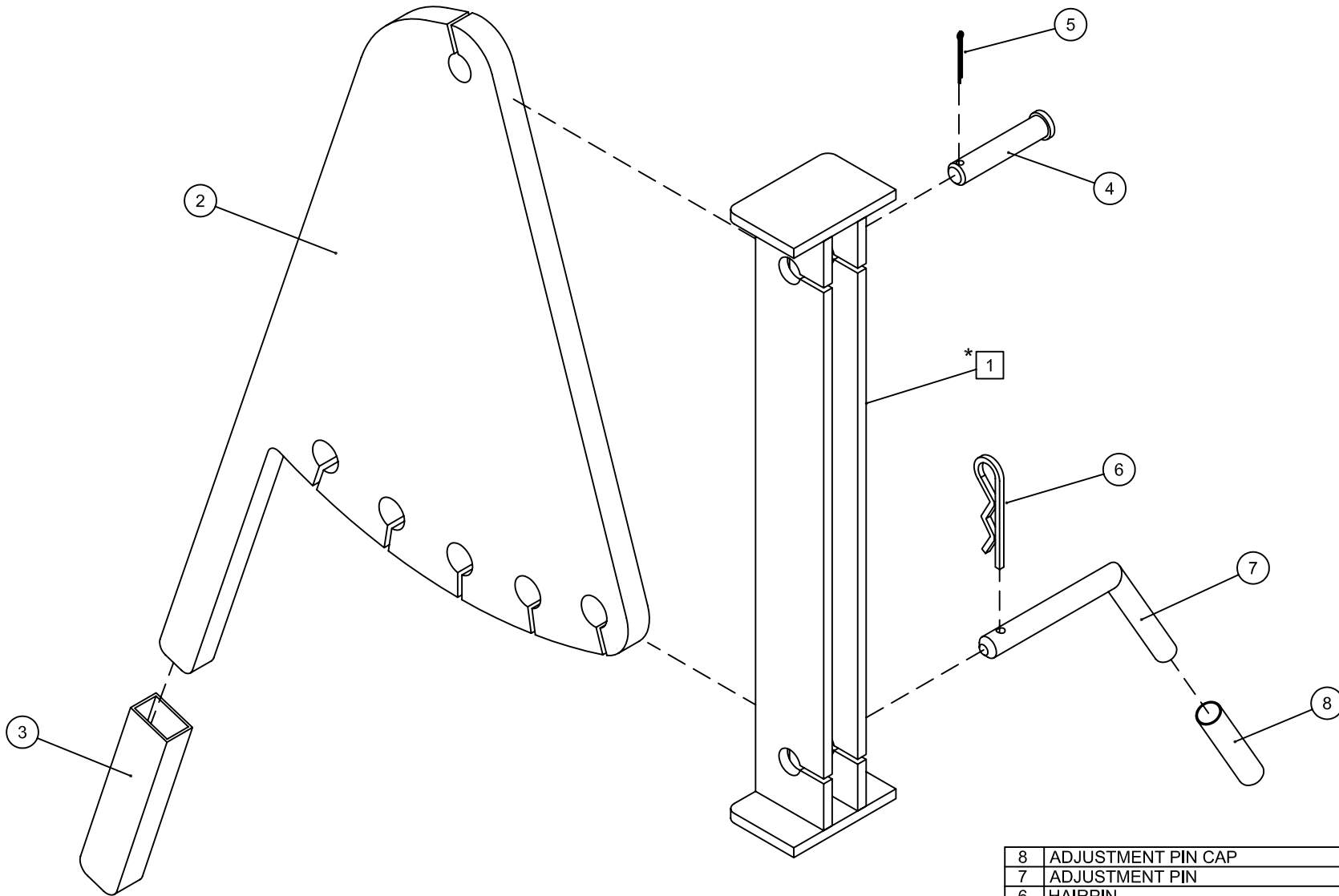
⊖ - DENOTES INDIVIDUAL PART
 ⊞ - DENOTES ASSEMBLY/SUB-ASSEMBLY

| | | | |
|-----|----------------------|-----|-----------|
| 2 | SIGHT WINDOW | 1 | 110-00-85 |
| 1 | VIEWING WINDOW FRAME | 1 | 010-08-01 |
| NO. | PART DESC. | QTY | PART NO. |

| PARTS LIST | |
|-------------------|----------------|
| MODEL: | ALL APPLICABLE |
| DATE: | AUG 1/03 |
| SHEET | 1 of 1 |
| PART/ASSEMBLY NO: | 010-08-00 |

TITLE: 3000 SERIES VIEWING WINDOW FOR MIXING CHAMBER





| | | | |
|-----|------------------------|-----|-----------|
| 8 | ADJUSTMENT PIN CAP | 1 | 150-00-02 |
| 7 | ADJUSTMENT PIN | 1 | 010-01-08 |
| 6 | HAIRPIN | 1 | 010-01-07 |
| 5 | COTTER PIN | 1 | 010-01-06 |
| 4 | PIVOT PIN | 1 | 010-01-04 |
| 3 | RESTRICTOR BLADE GRIP | 1 | 150-00-03 |
| 2 | RESTRICTOR BLADE | 1 | 010-01-10 |
| * 1 | RESTRICTOR BLADE MOUNT | 1 | 010-01-20 |
| NO. | PART DESC. | QTY | PART NO. |

⊖ # - DENOTES INDIVIDUAL PART
 ⊖ # - DENOTES ASSEMBLY/SUB-ASSEMBLY

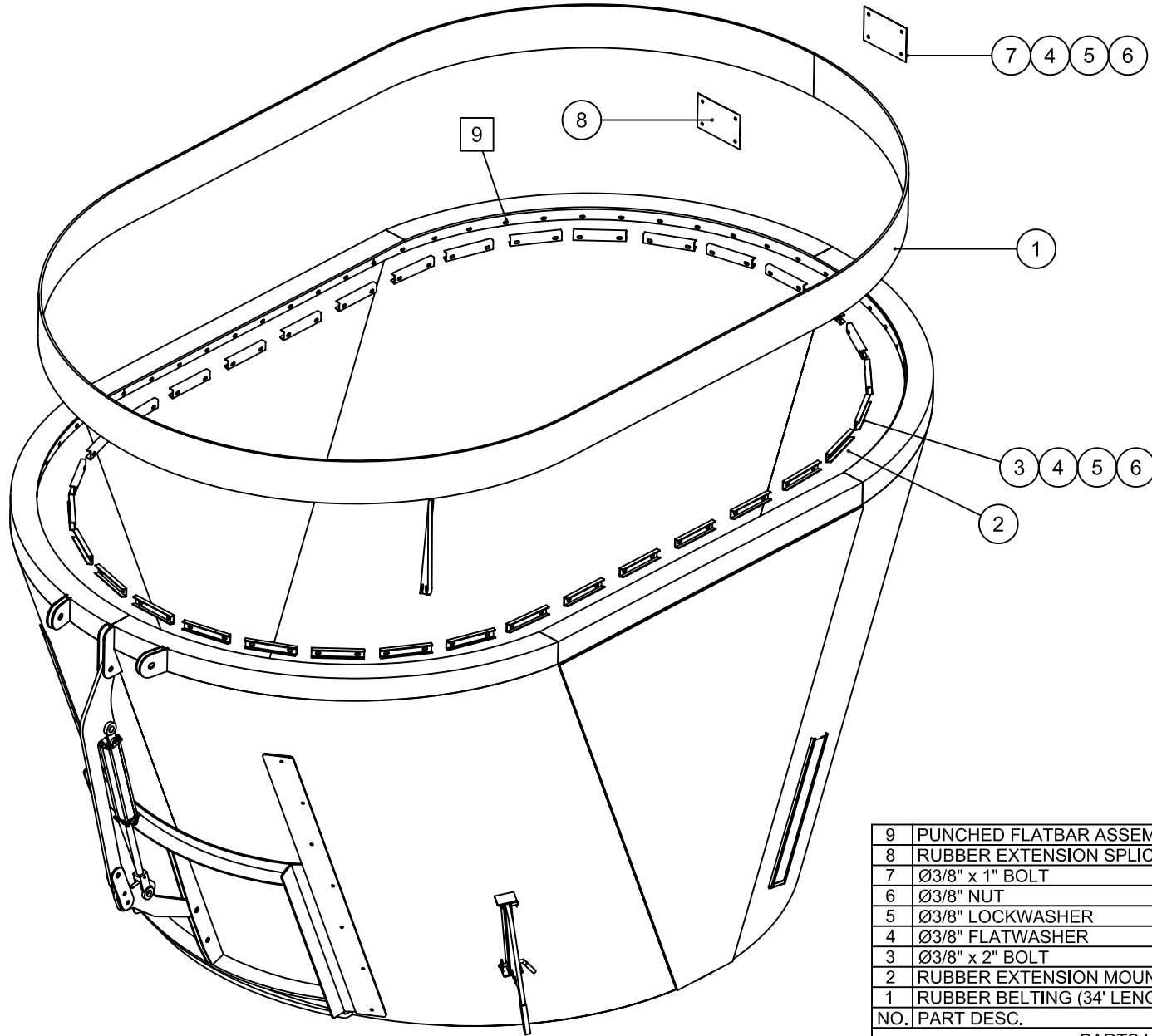
* NOT INCLUDED IN ASSEMBLY

TITLE: STANDARD RESTRICTOR BLADE ASSEMBLY

| PARTS LIST | | |
|--------------------|----------------|--------------|
| MODEL: | ALL APPLICABLE | |
| DATE: | AUG 1/03 | SHEET 1 of 1 |
| PART/ASSEMBLY NO.: | 010-11-01 | |

JAY•LOR®

FRT ←



| | | | |
|-----|--------------------------------|-----|-----------|
| 9 | PUNCHED FLATBAR ASSEMBLY | 1 | 017-09-01 |
| 8 | RUBBER EXTENSION SPLICE PLATE | 2 | 010-00-54 |
| 7 | Ø3/8" x 1" BOLT | 4 | |
| 6 | Ø3/8" NUT | 72 | |
| 5 | Ø3/8" LOCKWASHER | 72 | |
| 4 | Ø3/8" FLATWASHER | 72 | |
| 3 | Ø3/8" x 2" BOLT | 68 | |
| 2 | RUBBER EXTENSION MOUNTING CLIP | 34 | 010-00-47 |
| 1 | RUBBER BELTING (34' LENGTH) | 1 | 017-02-50 |
| NO. | PART DESC. | QTY | PART NO. |

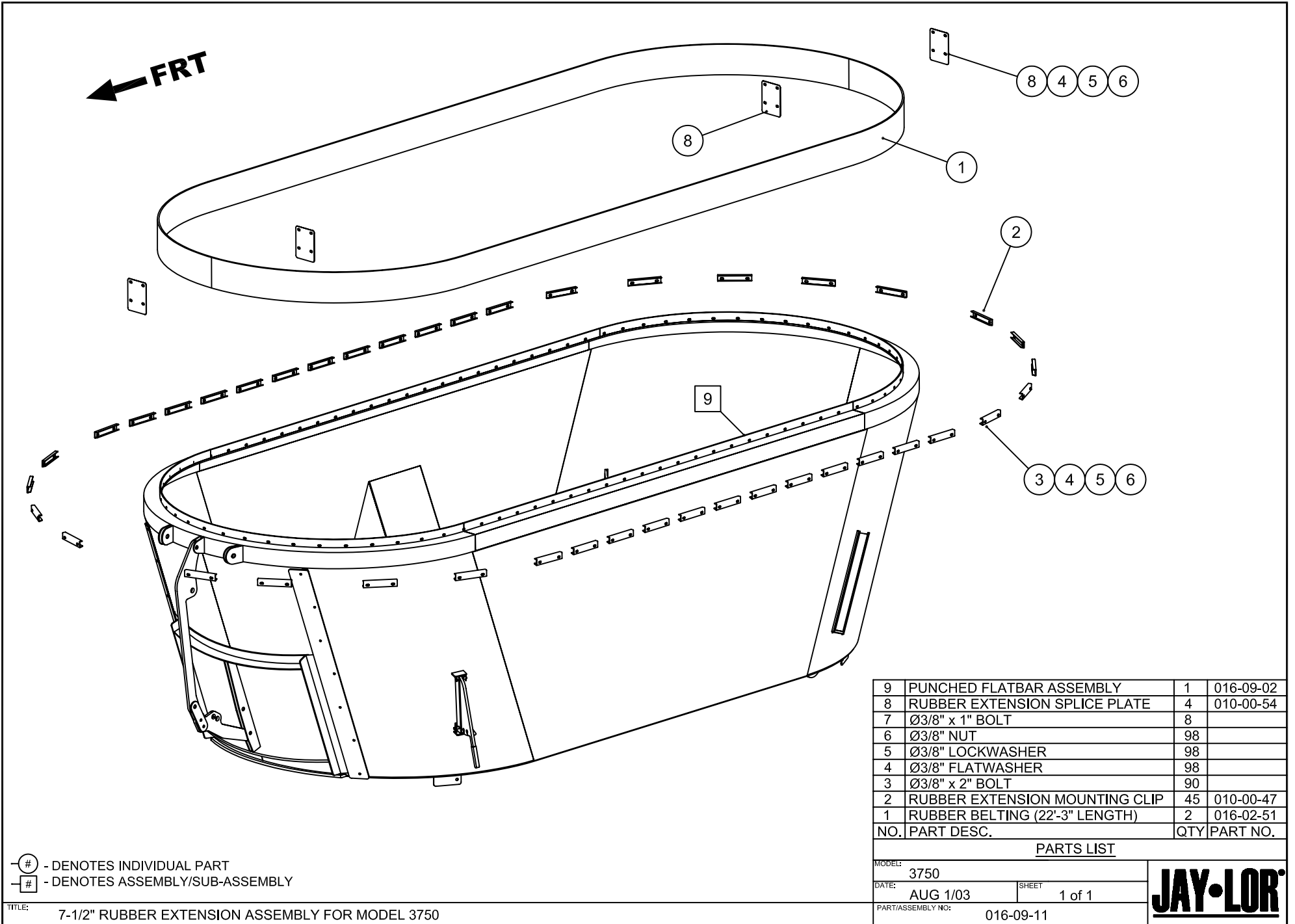
PARTS LIST

| | | |
|--------------------|-----------|--------------|
| MODEL: | 3575 | |
| DATE: | AUG 1/03 | SHEET 1 of 1 |
| PART/ASSEMBLY NO.: | 017-09-10 | |

JAY-LOR

- ⊖ # - DENOTES INDIVIDUAL PART
- ⊖ # - DENOTES ASSEMBLY/SUB-ASSEMBLY

TITLE: 6" RUBBER EXTENSION ASSEMBLY FOR MODEL 3575



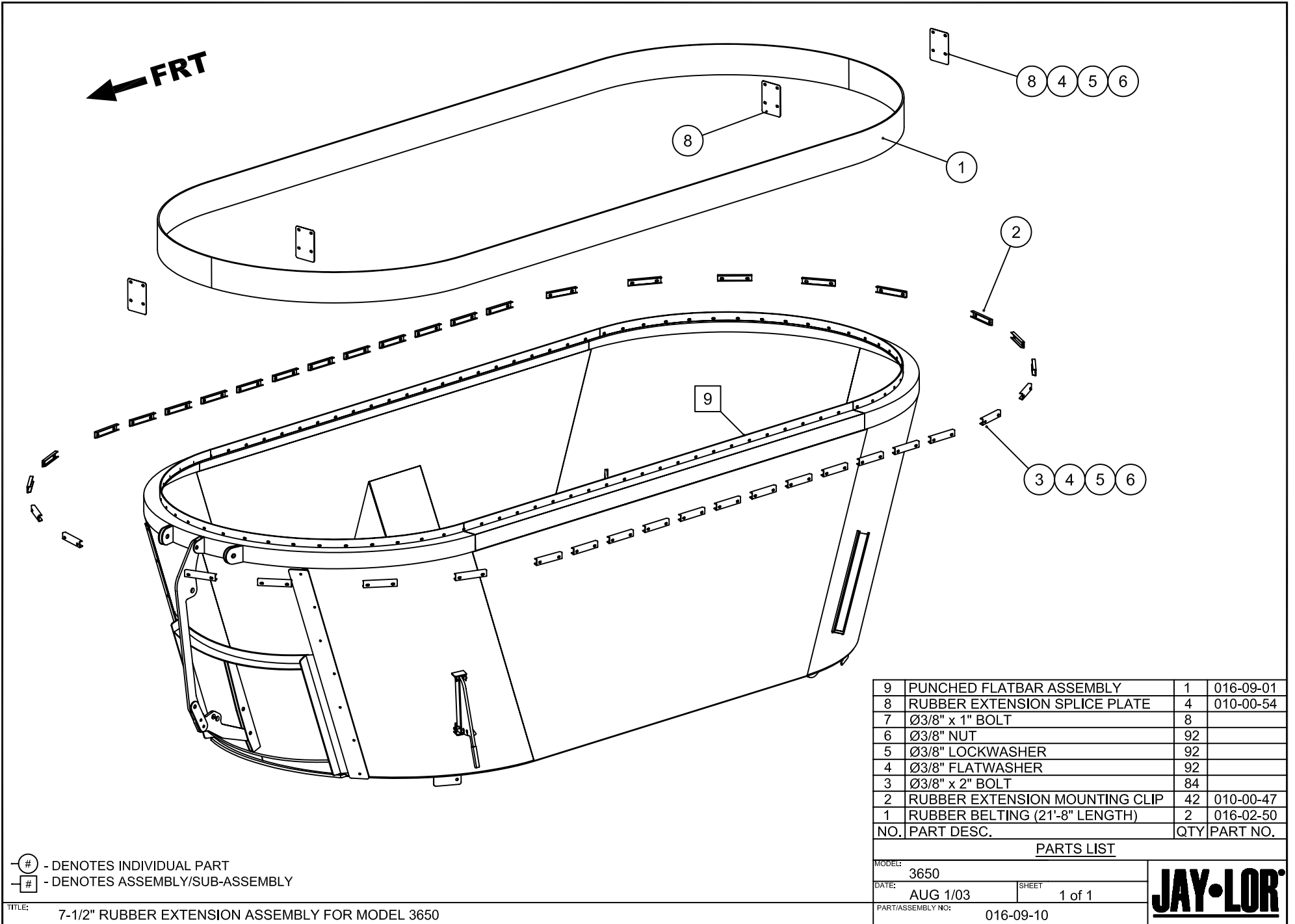
| NO. | PART DESC. | QTY | PART NO. |
|-----|--------------------------------|-----|-----------|
| 9 | PUNCHED FLATBAR ASSEMBLY | 1 | 016-09-02 |
| 8 | RUBBER EXTENSION SPLICE PLATE | 4 | 010-00-54 |
| 7 | Ø3/8" x 1" BOLT | 8 | |
| 6 | Ø3/8" NUT | 98 | |
| 5 | Ø3/8" LOCKWASHER | 98 | |
| 4 | Ø3/8" FLATWASHER | 98 | |
| 3 | Ø3/8" x 2" BOLT | 90 | |
| 2 | RUBBER EXTENSION MOUNTING CLIP | 45 | 010-00-47 |
| 1 | RUBBER BELTING (22'-3" LENGTH) | 2 | 016-02-51 |
| | | | |

PARTS LIST

| | | | |
|-----------------------------|---------------|----------------|--|
| MODEL: 3750 | | JAY•LOR | |
| DATE: AUG 1/03 | SHEET: 1 of 1 | | |
| PART/ASSEMBLY NO: 016-09-11 | | | |

(#) - DENOTES INDIVIDUAL PART
 [#] - DENOTES ASSEMBLY/SUB-ASSEMBLY

TITLE: 7-1/2" RUBBER EXTENSION ASSEMBLY FOR MODEL 3750



| | | | |
|-----|--------------------------------|-----|-----------|
| 9 | PUNCHED FLATBAR ASSEMBLY | 1 | 016-09-01 |
| 8 | RUBBER EXTENSION SPLICE PLATE | 4 | 010-00-54 |
| 7 | Ø3/8" x 1" BOLT | 8 | |
| 6 | Ø3/8" NUT | 92 | |
| 5 | Ø3/8" LOCKWASHER | 92 | |
| 4 | Ø3/8" FLATWASHER | 92 | |
| 3 | Ø3/8" x 2" BOLT | 84 | |
| 2 | RUBBER EXTENSION MOUNTING CLIP | 42 | 010-00-47 |
| 1 | RUBBER BELTING (21'-8" LENGTH) | 2 | 016-02-50 |
| NO. | PART DESC. | QTY | PART NO. |

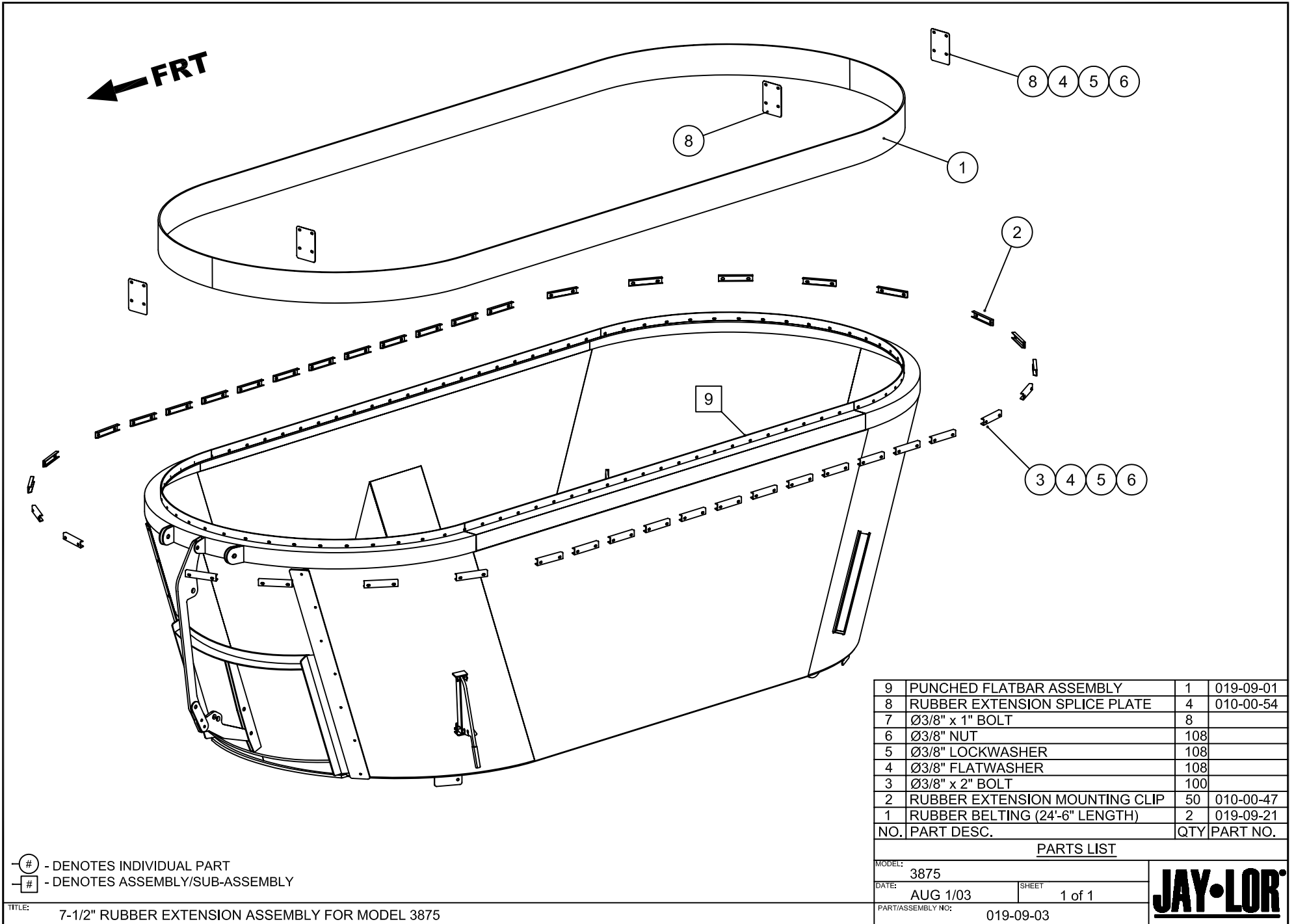
PARTS LIST

| | | |
|--------------------|-----------|--------------|
| MODEL: | 3650 | |
| DATE: | AUG 1/03 | SHEET 1 of 1 |
| PART/ASSEMBLY NO.: | 016-09-10 | |



(#) - DENOTES INDIVIDUAL PART
 [#] - DENOTES ASSEMBLY/SUB-ASSEMBLY

TITLE: 7-1/2" RUBBER EXTENSION ASSEMBLY FOR MODEL 3650



| | | | |
|-----|--------------------------------|-----|-----------|
| 9 | PUNCHED FLATBAR ASSEMBLY | 1 | 019-09-01 |
| 8 | RUBBER EXTENSION SPLICE PLATE | 4 | 010-00-54 |
| 7 | Ø3/8" x 1" BOLT | 8 | |
| 6 | Ø3/8" NUT | 108 | |
| 5 | Ø3/8" LOCKWASHER | 108 | |
| 4 | Ø3/8" FLATWASHER | 108 | |
| 3 | Ø3/8" x 2" BOLT | 100 | |
| 2 | RUBBER EXTENSION MOUNTING CLIP | 50 | 010-00-47 |
| 1 | RUBBER BELTING (24'-6" LENGTH) | 2 | 019-09-21 |
| NO. | PART DESC. | QTY | PART NO. |

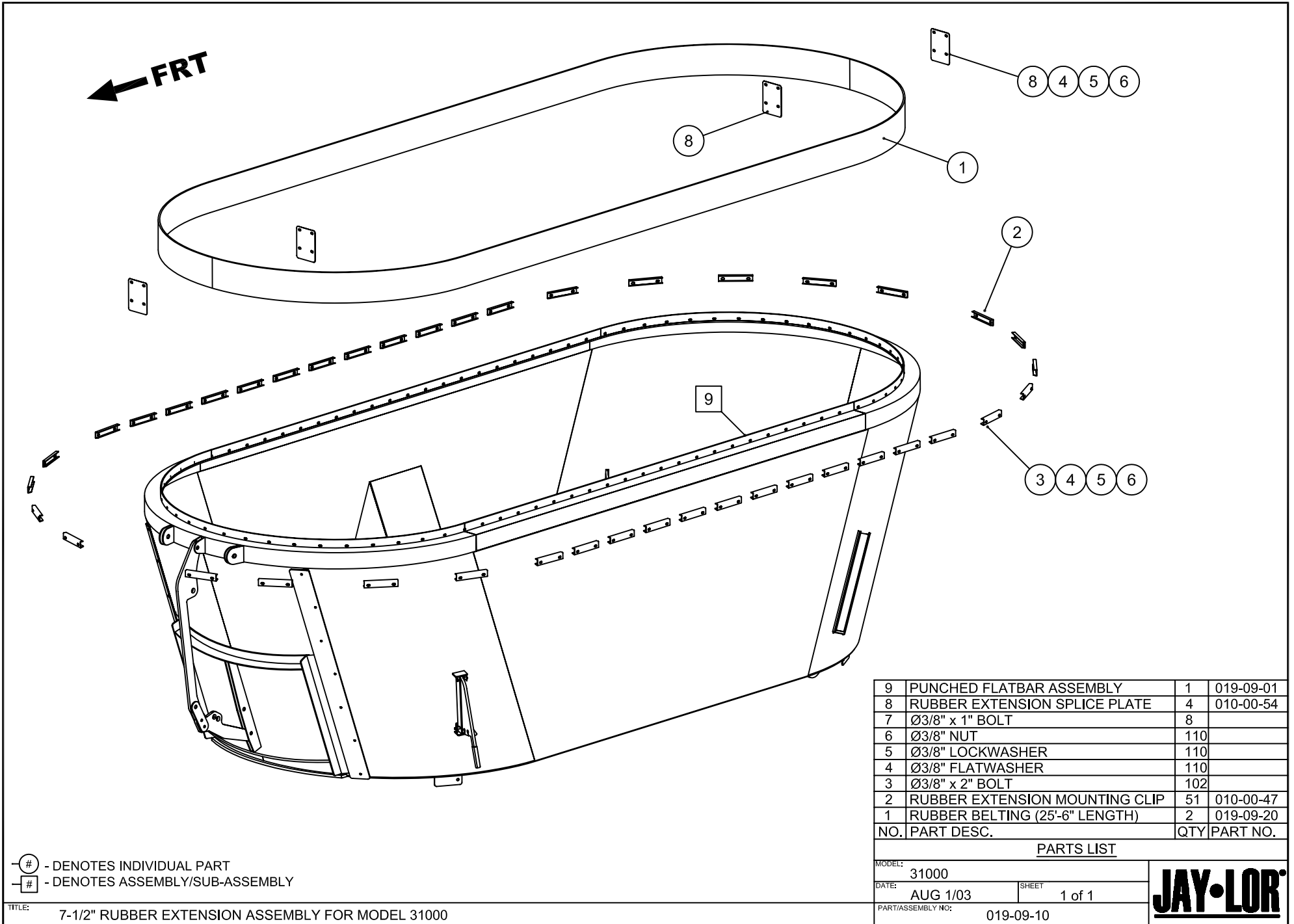
PARTS LIST

| | | |
|--------------------|-----------|--------------|
| MODEL: | 3875 | |
| DATE: | AUG 1/03 | SHEET 1 of 1 |
| PART/ASSEMBLY NO.: | 019-09-03 | |



⊖ # - DENOTES INDIVIDUAL PART
 ⊖ # - DENOTES ASSEMBLY/SUB-ASSEMBLY

TITLE: 7-1/2" RUBBER EXTENSION ASSEMBLY FOR MODEL 3875



| | | | |
|-----|--------------------------------|-----|-----------|
| 9 | PUNCHED FLATBAR ASSEMBLY | 1 | 019-09-01 |
| 8 | RUBBER EXTENSION SPLICE PLATE | 4 | 010-00-54 |
| 7 | Ø3/8" x 1" BOLT | 8 | |
| 6 | Ø3/8" NUT | 110 | |
| 5 | Ø3/8" LOCKWASHER | 110 | |
| 4 | Ø3/8" FLATWASHER | 110 | |
| 3 | Ø3/8" x 2" BOLT | 102 | |
| 2 | RUBBER EXTENSION MOUNTING CLIP | 51 | 010-00-47 |
| 1 | RUBBER BELTING (25'-6" LENGTH) | 2 | 019-09-20 |
| NO. | PART DESC. | QTY | PART NO. |

PARTS LIST

| | | |
|--------------------|-----------|--------------|
| MODEL: | 31000 | |
| DATE: | AUG 1/03 | SHEET 1 of 1 |
| PART/ASSEMBLY NO.: | 019-09-10 | |



⊖# - DENOTES INDIVIDUAL PART
 ⊖# - DENOTES ASSEMBLY/SUB-ASSEMBLY

TITLE: 7-1/2" RUBBER EXTENSION ASSEMBLY FOR MODEL 31000